



SABRE

AFFORDABLE LUXURY FIFTH WHEELS



Model 2027 Resource Guide

SABRE SUPPORT

Customer Service
260-499-2100

WARRANTY

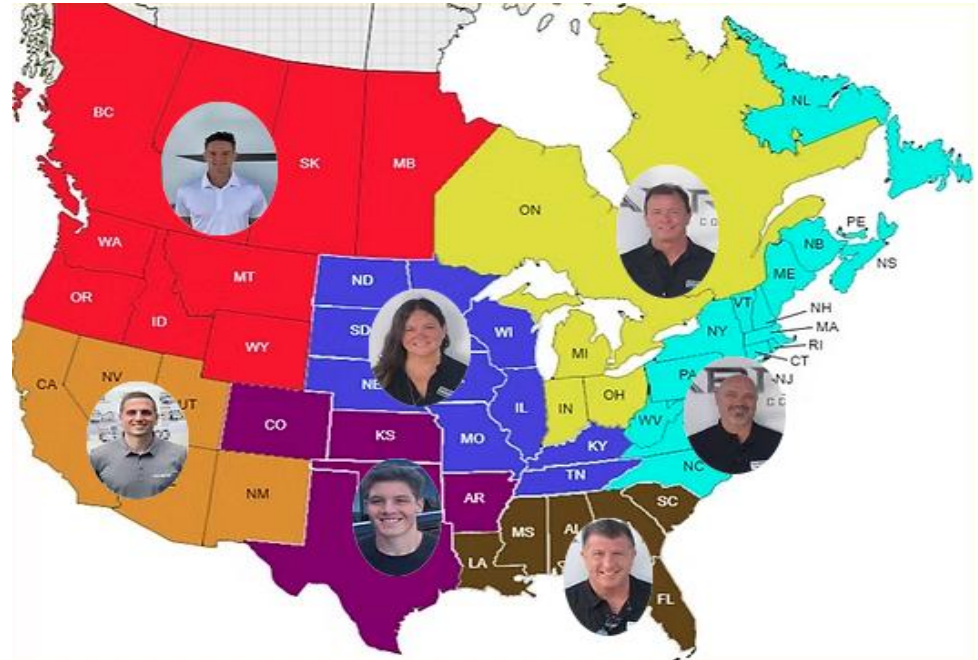
Chad Cook – Sabre Warranty
ccook@forestriverinc.com

PARTS

Stacey Green
sgreene@forestriverinc.com

CUSTOMER SERVICE MANAGER

Henry Sears
hsears@forestriverinc.com



SALES MANAGER/CENTRAL REGION

SHIRLEY CARTWRIGHT
REGIONAL SALES MANAGER
(574)780-3633
scartwright@forestriverinc.com



NORTHWEST
CLAYTON BENDER
REGIONAL SALES MANAGER
(574)529-4805
cbender@forestriverinc.com



NORTHEAST
DAN GILL
REGIONAL SALES MANAGER
(574)210-2425
dlgill@forestriverinc.com



SOUTHEAST
STEVE TROYER
REGIONAL SALES MANAGER
(574)361-2377
sltroyer@forestriverinc.com



SOUTH CENTRAL
ISAAC BENJAMIN
REGIONAL SALES MANAGER
(574)-274-1632
ibenjamin@forestriverinc.com



SOUTHWEST
ZACH JAKES
REGIONAL SALES MANAGER
(716)245-3590
zjakes@forestriverinc.com



MIDWEST
TONY MYNHIER
REGIONAL SALES MANAGER
(269)680-9922
tmynhier@forestriverinc.com

SABRE

AFFORDABLE LUXURY FIFTH WHEELS

32GKS



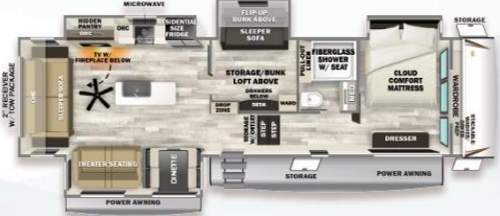
36DBB



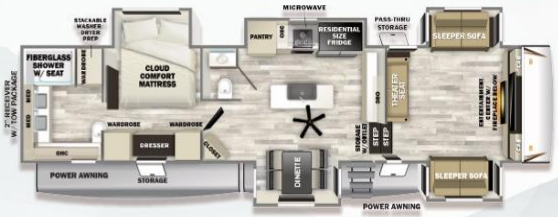
36EST




36FLX



37FLH



37RVMI



38RVHUN



	32GKS	36DBB	36EST	36FLX	37FLH	37RVMI	38RVHUN
HITCH	1,940	2,425	2,265	2,350	2,515	2,370	TBD
UVW	10,658	13,243	12,463	12,503	12,503	13,613	TBD
CCC	2,850	3,182	2,800	2,800	2,800	2,757	TBD
LENGTH	34' 6"	43' 2"	41' 3"	41'	42' 4"	43'	TBD
HEIGHT	13' 5"	13' 5"	13' 6"	13' 5"	13' 5"	13' 5"	TBD
WIDTH	96"	96"	96"	96"	96"	96"	TBD
FRESH TANK	73.5	73.5	73.5	73.5	73.5	73.5	73.5
GREY TANK	60	114	114	76	68	68	TBD
BLACK TANK	30	76	76	38	68	38	TBD



SCAN THIS CODE FOR MORE DETAILS.
FORESTRIVERINC.COM/SABRE



FORESTRIVERINC.COM

SPECIFICATION DEFINITIONS: GVW (Gross Vehicle Weight Rating) is the maximum permissible weight of the unit when fully loaded. It includes all weights, including all fluids, cargo, optional equipment and accessories. For safety and product performance do NOT exceed the GVW. GVWR (Gross Axle Weight Rating) is the maximum permissible weight, including cargo, fluids, optional equipment and accessories that can be safely supported by a combination of all axles. GVW (Unloaded Vehicle Weight) is the typical weight of the unit as manufactured at the factory. It includes all weight at the unit's ability and tongue or pin and 1/2" gas. The GVW does not include cargo, fresh potable water, additional optional equipment or dealer installed accessories. *Estimated average based on standard load and optional equipment. CCC (Cargo Carrying Capacity) is the amount of weight available for fresh potable water, cargo, additional optional equipment and accessories. CCC is equal to GVW minus GVW (Unloaded Vehicle Weight) and GVW (Unloaded Vehicle Weight). Before filling the fresh water tank, empty the black and grey tanks to provide the most cargo capacity. **Estimated average based on standard load and optional equipment. Load Limit: The weight of the manufacturing load plus the weight of a load distributed by the indicated weight of the tow bar and the cargo-carrying capacity supplied to every foot of your unit's bearing capacity. The load capacity of your unit is distributed by weight, not by volume, so you cannot necessarily use all available space when loading your unit.

2027 Standard Sabre Packages

CONVENIENCE PACKAGE

- 50 AMP DETACHABLE MARINE STYLE POWER CORD
- ELECTRIC AUTO-LEVEL SYSTEM
- HEATED, FORCED AIR UNDERBELLY WITH ENCLOSED GATE VALVES
- PVC ROOF MEMBRANE
- THERMAL FOIL PROTECTIVE BARRIER IN ROOF & FRONT CAP
- UNIVERSAL DOCKING STATION W/ BLACK TANK FLUSH AND SHOWER
- VACUUM BOND LAMINATED SIDEWALLS
- ADJUSTABLE POWER AWNINGS WITH LED LIGHTING
- ALUMINUM WHEELS W/ EZ LUBE HUBS
- ADJUSTABLE STABLE STEPS (PRIMARY ENTRANCE)
- CONVENIENT SEWER HOSE STORAGE
- EXTERIOR TV HOOKUP WITH CO-AX CONNECTION
- SLAM LATCHES ON BAGGAGE DOORS
- HIGH GLOSS GELCOAT FRONT CAP W/LED LIGHTING
- OUTDOOR LP QUICK CONNECT
- TIRE PRESSURE SAFETY VALVE STEMS
- LARGE FOLDING ENTRY ASSIST HANDLE (MAIN ENTRANCE)
- SOLAR REFLECTIVE WINDOWS
- BLACK GLASS ENTRY DOOR
- TANKLESS WATER HEATER
- STARLINK PREP
- 4 CAMERA PREP(REAR, PASS & DRIVER, ABOVE ENTRY DOOR)
- INVERTER PREP
- GLACIER BAY 73.5 GAL FRESH WATER TANK
- CAMP COMMAND CENTER
- SABRE SUPERIOR SUSPENSION

BISTRO KITCHEN PACKAGE

- SPACIOUS FRIDGE
- REAL WOOD CORE CABINETY
- AMBIENT ACCENT LIGHTING (KITCHEN & LIVING AREA)
- BLACK OPAL APPLIANCE ACCENTS
- SOLID SURFACE COUNTERTOPS
- LARGE MICROWAVE
- CEILING FAN

ULTIMATE COMFORT PACKAGE

- LUX PRIVACY BLINDS
- MAX COOL A/C SYSTEM W/ 3RD A/C PREP
- OVERSIZED TALL SLIDE BOXES
- SKYLIGHT MASTER BATHROOM
- ATTIC FAN
- SLEEPER SOFA (32GKS, 36FLX, 37FLH, 37RVMILES, 38RVHUNTER)
- SOFT AMBIENT DÉCOR PENDANT LIGHTING
- LARGE RESIDENTIAL SMART TV
- LINOLEUM FLOORING (MAIN FLOOR & UPPER DECK)
- DUAL HIGH OUTPUT CHARGING PORTS THROUGHOUT
- EXCLUSIVE MK DESIGN RESIDENTIAL COLLECTION
- 5/8' TONGUE AND GROOVE FLOOR DECKING
- OVER-SIZED SLIDER WINDOWS
- ONE PIECE FIBERGLASS SHOWER
- PORCELAIN STOOL IN MAIN BATH
- OVER-SIZED BED SLIDE BOX
- STACKABLE WASHER/DRYER PREP
- 12" MEMORY FOAM BEDROOM MATTRESS

* All information contained in this brochure is believed to be accurate at the time of publication. However, during the model year, it may be necessary to make revisions and Forest River, Inc., reserves the right to make all such changes without notice, including prices, colors, materials, equipment and specifications as well as the addition of new models and the discontinuance of models shown in this brochure. Therefore, please consult with your Forest River dealer and confirm the existence of any materials, design or specifications that are material to your purchase decision. Litho. U.S.A FOR 2391 P&W: 2024.02.26

Sabre 2027 Enhancements

ALL MODELS	FEATURES REMOVED
NEW GRAPHICS	HALL WINDOW (32GKS, 37RVMILES, 36DBB, 33RLP, 38RVHUNTER)
2 15K A/Cs with 3RD A/C PREP	KITCHEN SINK WINDOW (36DBB)
LIGHT IN BATTERY COMPARTMENT	GRILL (37FLH, 36EST, 36FLX)
STARLINK PREP	OUTSIDE FRIDGE
LARGER FRESH WATER TANK 73.5 GAL	DOOR SIDE SPRAY PORT (32GKS, 36FLX, 36EST, 36DBB, 37FLH)
NEW RESIDENTIAL BLINDS	SILVERWARE/SPICE DRAWER DIVIDERS (32GKS, 36FLX, 36EST, 36DBB, 37FLH)
NEW DECORATIVE LIGHTING	PET PANTRY
NEW FLOOR LINOLEUM COLOR	COUNTERTOP EXTENSION (32GKS, 36FLX, 37RVMILES, 33RLP)
NEW SOLID SURFACE COUNTERTOP COLOR	DRESSER SLIDER TOP
CAMP COMMAND SYSTEM	MASTER BEDROOM PROJECTOR
NEW FURNITURE FABRIC	COLLAPSIBLE OTTOMAN
INTERIOR SPEAKERS	HIDDEN DESK (37RVMILES)
SABRE SUPERIOR SUSPENSION	
12" MEMORY FOAM MASTER BEDROOM MATTRESS	2027 MODEL LINEUP
32GKS	32GKS, 36FLX, 36EST, 36DBB, 37FLH, 37RVMILES, 38RVHUNTER
SWEeper CHARGER OUTLET IN HIDDEN PANTRY	
36FLX	
SWEeper CHARGER OUTLET IN HIDDEN PANTRY	
36DBB	
SWEeper CHARGER OUTLET IN HIDDEN PANTRY	

SABRE TRAINING SITE

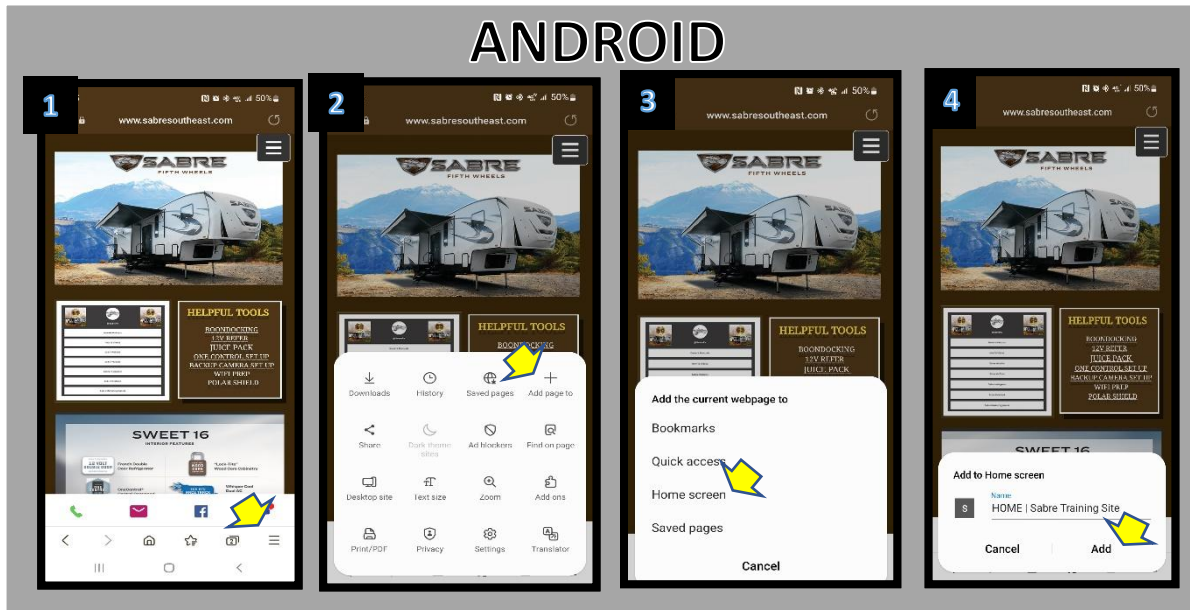


Set Up Instructions

SCAN THE QR CODE OR ENTER THE WEB ADDRESS BELOW AND FOLLOW THE STEPS TO SET UP THE LINK ON YOUR MOBILE DEVICE



HOME | Sabre Training Site
(sabresoutheast.com)



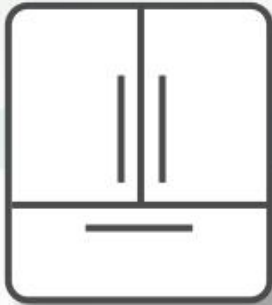


SABRE

Sweet 16

Loaded with features!

1



Spacious Refrigerator

A spacious fridge makes RV travel easier, more efficient, and less stressful.

- Fewer trips to the grocery store
- Pack more food than a standard RV fridge allows
- Stock up in advance for long hauls or remote stays
- Spend more time exploring, less time restocking



SABRE

2



Stackable Washer/Dryer Prep

Washer and dryer prep brings added freedom, comfort, and self-sufficiency to RV life.

- Do laundry on your schedule, without relying on campground facilities
- Pack fewer clothes and free up more closet space
- Stay fresh and clean during extended trips
- Add convenience and value with the option to install a stackable unit



** Washer and dryer not included. **



SABRE

RESIDENTIAL
— **SOLID** —
SURFACE
COUNTER TOPS

3


Solid Surface Countertops

- Solid surface countertops offer a residential feel and are beautifully contoured for your family's safety.
- The smooth and durable surface makes cleaning and sanitizing a breeze.
- The seamless edges prevent all peeling, moisture penetration, and mold.



SABRE

4



Max Cool A/C System

DUAL Air Conditioning units provide a combined 30,000 BTUs with 50 amp service w/ 3rd AC prep.

- Low Profile
- Dual Climate Control
- Energy Efficient
- Whisper Quiet
- Circular “Race Track” Ducting
- Soft Start 3rd A/C Prep up to 18k



SABRE



5

Wood Core Cabinetry

In house, custom-built cabinetry combines wood core cabinetry with solid wood doors and hidden hinges, to provide high quality cabinets with structural integrity and durability.



SABRE



6

Tankless Water Heater

- Tankless gas water heater provides endless hot water to owners that are connected to city water or fresh water supply.
- Provides the optimum performance for an RV's plumbing
- Quiet, brushless motor
- 12V power operates at less than 3 AMPs
- Designed specifically for recreational vehicles
- Microprocessor continuously monitors the inlet water flow and temperature
- Digital Control Panel



SABRE



Ambient Accent Lighting

Kick back and enjoy our relaxing ambient accent lighting.

- Soft White LED is easy on the eyes
- Enjoy ambient lighting featured in kitchen and main living area



SABRE



8

Each Sabre is equipped with a fully interactive touch screen, two independently driven front landing gear legs, and two rear leveling jacks.

This system offers owners the ability to auto level the RV without the use of leveling blocks or the need to manually deploy jacks one at a time.

- Fast & lightweight system
- User-friendly touchpad, with both auto and manual mode
- Large footpads
- Consistently levels and stabilizes
- Auto reconnect and hitch height memory allows for hassle-free hookup to tow vehicle
- Fully interactive touch screen
- Manual overrides on all jacks

Auto Leveling System



SABRE

RUBBER PIN BOX



BETTER HANDLING & SMOOTHER TOWING

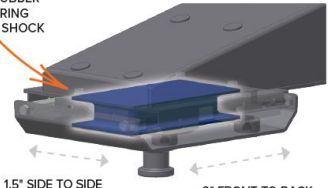
Leave rough towing behind with MORryde's revolutionary Pin Box System. Its advanced rubber shear spring works to absorb towing shock for more comfortable, stress-free travel.

FEATURES

- Jerk-free starts and stops
- 3" fore/aft travel and 1.5" side-to-side travel
- Maintenance-free
- Reduces back-and-forth chucking and jerking
- Cushioned sensation over uneven roads
- Uses 100% natural rubber shear springs



UNIQUE RUBBER SHEAR SPRING ABSORBS SHOCK



LEARN MORE ABOUT THE RUBBER PIN BOX



Above. Beyond. Always.

574.293.1581 • www.MORryde.com

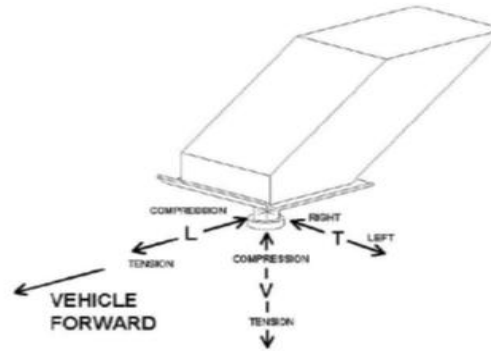
MORryde RPB72-1621HD SAE J2638 Testing to 21,000lbs

Previously the MORryde RPB72-1621HD pin box was tested and rated for 18,000lbs. On May 18, 2020 MORryde began retesting this pin box for a 21,000lbs rating. The pin box was tested per the SAE J2638 criteria for a 21,000lbs pin box. A vertical coupler load rating of 25% or 5,250lbs was used.

Both dynamic and static testing was performed in the vertical, longitudinal, and transverse directions. The dynamic testing was performed for 300,000 cycles in each direction. When the longitudinal and transverse dynamic tests were performed, there was a vertical load applied up to 4,000lbs even though the full 5,250lbs was allowable. Below are tables showing the loads that were applied in each direction along with a graphic showing the direction for the forces applied.

Dynamic Testing		
Load Direction	Min	Max
Vertical	1690	8810
Longitudinal	-2680	2680
Transverse	-1810	1810

Static Testing		
Load Direction	Compression	Tension
Vertical	17450	10500
Longitudinal	23100	15750
Transverse	6300	6300



After all testing was complete on June 19, 2020, the pin box was still able to lock into a 5th wheel hitch head. Based on this information, the RPB72-1621HD PASSED all requirements for SAE J2638.

MORryde personnel responsible for testing and reporting:
Brian Opfer
Ben Yoder



Above. Beyond. Always.

574.293.1581
MORryde.com



RV DOOR HANDLE EXTENSION

Comfortable Gripping Surface

Everything Included for Easy Installation



Extends your reach by 14" for easier access to your RV door handle



Mounting hardware, keys, installation instructions and paper positioning template included for easy, retrofit installation

LATCHXTEND™ EASY RV DOOR LATCH REPLACEMENT

Need help reaching or actuating your entry door latch? Lippert's LatchXtend RV door handle is a complete, one-piece latch replacement kit that extends the length of your door handle and latch for more leverage and easy access.

Additional Features

- Installs in place of your existing door latch, providing a permanent attachment
- Compatible with right-hand towable trailer doors and select Lippert G-Class doors
- Extends your reach by 14" for easier access to your RV door handle
- Creates more leverage for actuating the latch on your RV door
- Natural curvature on the handle offers a large and comfortable gripping surface
- Perfect for kids, seniors and those with limited mobility
- Helps prevent falls from RV steps
- Easy, retrofit installation on RV doors with standard paddle latches
- Constructed from cast aluminum and steel
- Dimensions: 20"L x 4"W

Part #	Description
2022301969	Right Hand Opening Door



9

2" Thick Vacuum Bonded Laminated Walls

- Each sidewall is cured 15-18 minutes at 144 tons of pressure to provide a stronger bond than our competitor's pinch rolling process
- Double-welded aluminum sidewalls and slides are specifically engineered for each floor plan
- Electro-Galvanized Steel Backers (EGS) are laid in place prior to lamination to provide better screw retention
- Each wall is tested for thorough glue coverage and bonded strength



SABRE

10


Starlink Prep

- Stay connected almost anywhere with fast, reliable internet powered by Starlink — ideal for remote campgrounds, boondocking, and cross-country travel.
- “Starlink prep” means your RV is already wired and mount-ready, making setup faster, cleaner, and easier when you add your Starlink equipment.
- Work, stream, navigate, and video call on the road with fewer dead zones than traditional campground Wi-Fi or mobile hotspots.
- Future-ready convenience: pre-installed cable routing and power access help protect your RV from DIY drilling, clutter, and installation headaches later.



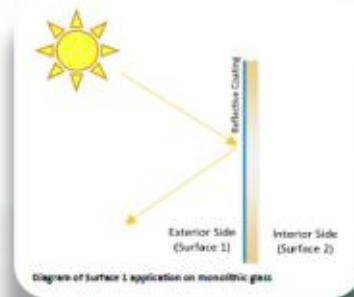
SABRE

11



Solar Reflective Glass Windows provide daytime privacy and more effectively prevents the fading & deterioration of interior furnishings, fabrics, and surfaces.

- Keeps interior cool by blocking heat from the sun
- 3mm thickness
- Reflective glass provides a beautiful aesthetic compared to clear or tinted glass



Solar Reflective Windows



SABRE

SOLAR REFLECTIVE WINDOWS



ALPHA WOLF

ARCTIC WOLF

CHEROKEE
BLACK LABEL

CHEROKEE
WOLF DEN

MINI LOFT

 SABRE

CHEROKEE
TIMBERWOLF

CHEROKEE
GREY WOLF

CHEROKEE
WOLF PUP

ROGUE
ARMORED

WOLF PACK

SUPERIOR HEAT CONTROL.

Solar reflective glass is specifically engineered to reflect a substantial portion of the sun's rays, significantly reducing the amount of heat that penetrates the interior. This feature is paramount for maintaining a cooler environment inside the travel trailer without overly relying on air conditioning. This capability outperforms dark tint and clear glass, which absorb more heat and can lead to higher interior temperatures.

ENHANCED UV PROTECTION.

While dark tints can offer UV protection, solar reflective glass typically provides superior protection against harmful UV rays. It blocks out a significant percentage of these rays, more effectively protecting the skin and eyes of occupants and preventing the fading and deterioration of interior furnishings, fabrics, and surfaces.

ENERGY EFFICIENCY.

By significantly reducing heat buildup inside the trailer, solar reflective glass enhances the vehicle's energy efficiency. It reduces the need for air conditioning, which not only conserves energy but also extends the lifespan of the vehicle's HVAC system and reduces fuel consumption or electrical usage when stationary. This efficiency is a step up from what dark tint and clear glass can offer, especially in regions with high solar intensity.

PRIVACY AND AESTHETICS.

Solar reflective glass offers a sleek, modern look that can be aesthetically pleasing. During the day, its reflective surface provides privacy from the outside without sacrificing the view from the inside. This dual benefit of privacy and unobstructed views is something that dark tint can partially provide and clear glass cannot offer at all.

DURABILITY AND MAINTENANCE.

Solar reflective glass is often more durable and scratch-resistant than traditional tinted films applied to clear glass. It's designed for longevity and maintains its reflective properties without the risk of peeling or bubbling, common issues with aftermarket dark tints.

COMFORT AND VISIBILITY.

Solar reflective glass strikes an optimal balance between reducing glare and maintaining visibility. It ensures that the interior is comfortable for the eyes even in bright sunlight, without the excessive darkness that can come from heavy tints, ensuring safety and enjoyment of the scenery.



FOREST RIVER

CHEROKEE FAMILY OF BRANDS

FORESTRIVERINC.COM



12

Juice Pack Solar Package

Each Sabre is equipped with the Juice Pack feature for off-grid support. It includes a 200W roof mounted solar panel (expandable to 600W), dual battery box, battery disconnect, volt meter and 40AMP solar controller.

- No portable battery box required
- Flip the battery disconnect switch to the “on” position and your Sabre is powered up
- Works well with 2,000W inverter prep



SABRE



Extended Season Polar Package

ROOF CONSTRUCTION:

- Thermal Foil Wrap throughout roof & front cap
- 16" On Center Trusses
- 3/8" Decking
- Industry Leading Protective Roof



FLOOR & UNDERBELLY CONSTRUCTION:

- DryMax Sturd-I-Floor OSB Subfloor
- Ducted Heat to Underbelly
- Enclosed Dump Valves
- Easy Access Underbelly for Full Serviceability
- Insulated flooring
- Protective wrap allows breathability with water protection



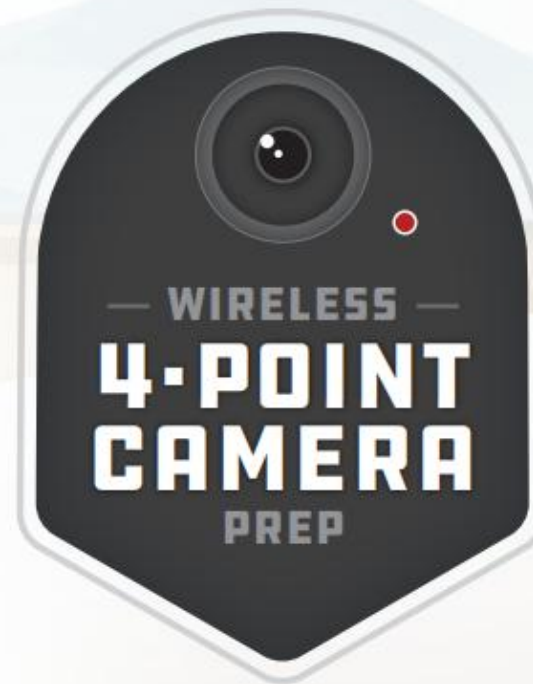
SABRE

14

4-Point Camera Prep

4-point camera prep offers enhanced safety, convenience, and peace of mind during your travels.

- Improve visibility for safer driving
- Easily add cameras later for a fully equipped monitoring system
- Simplify parking and maneuvering in tight spaces
- Gain confidence while towing or navigating tricky areas



SABRE

15

Industry Leading Protective Roof Membrane




Industry Leading Protective Roof

- Lifetime warranty on PVC roof membrane
- Maximum protection against water penetration
- Highly flexible roof membrane
- Mold & mildew resistant



SABRE

16



Oversized Vented Windows

Oversized vented windows enhance your RV experience with natural light, fresh air, and improved comfort.

- Enjoy a brighter, more open feel inside
- Maximize airflow and ventilation for a more comfortable interior
- Reduce the need for air conditioning with improved air circulation



SABRE

You Deserve

SABRE PRICE	BRAND X PRICE
\$	\$

MORE!



SABRE	BRAND X
VACUUM BOND LAMINATION vs. PINCH ROLLED	
TANKLESS HOT WATER HEATER	
SPACIOUS FRIDGE	
LARGE MICROWAVE	
LARGE FRESH WATER TANK	
TV INCLUDED IN ALL LIVING ROOMS	
8 LUG WHEELS vs 6 lug	
7000 LB AXLES vs 5500-6000 LB	
ACCENT LIGHTING UNDER KITCHEN ISLAND AND ABOVE CROWN MOLDING	
STACKABLE WASHER/DRYER PREP	
RACK AND PINION FLOOR SLIDES	
TRIPLE SLIDE DOORS ON WARDROBE CLOSET	
INTERIOR CONVENIENCE CENTER	
LINOLEUM THROUGHOUT (CARPET FREE)	
REAL WOOD CORE CABINETRY W/ SOLID WOOD DOORS	
MOLDED FIBERGLASS SHOWER W/ SEAT	
SOLID SURFACE KITCHEN COUNTERTOPS	
STARKLINK PREP	
AUTO LEVELING SYSTEM WITH HITCH MEMORY	
<u>2,000 WATT</u> INVERTER PREP W/ OUTLETS WIRED	
NO OPTIONAL UPCHARGES	
<u>200 WATT JUICE</u> PACK SOLAR SUPPORT SYSTEM (600W PREP)	
OVERSIZED VENTED SOLAR REFLECTIVE WINDOWS	
CUSTOM HUCKBOLTED AND ECO COATED FRAMES	

2027 WARRANTY COVERAGES



AXELS

- Limited 8 Years

GRAPHICS

- 5 Years

LINOLEUM

- 7 Years

TIRES

- 1 Year No Excuses Guarantee
- 2 Year Roadside Assistance
- 5 Year Radial ST Tires (Manufacturer's Defects)
- Lifetime Structural All Wheels

12 MONTH ROADSIDE ASSISTANCE

This service provides you with 24/7 coverage for the following services:

- Towing
- Jump Starts
- Tire Assistance
- Delivery of Fuel and Emergency Fluids
- Locksmith/Lockout Service
- Winch Out
- Technical Support
- RV Mobile Mechanic



FOREST RIVER FACTORY WARRANTY 1 YEAR

AIR CONDITIONER

- 2 Years

FURNACE

- Limited 2 Years

OVEN

- 1 Year

TANKLESS WATER HEATER

- Limited 2 years

FRAME

- 2 Years

AUTO LEVELERS

- 2 Years

All information contained on this website is believed to be accurate at the time of publication. However, during the model year, it may be necessary to make revisions and Forest River, Inc. reserves the right to make changes without notice, including prices, colors, materials, equipment and specifications as well as the addition of new models and the discontinuance of models shown on this website. Therefore, please consult with your Forest River, Inc. dealer and confirm the existence of any material, design or specifications that are material to your purchase decision

SABRE FRAMES

A STRONG FOUNDATION
IS THE BASIS FOR
STRONG CONSTRUCTION



NXG Frame

The NXG Frame is a superior quality, highly engineered frame that provides customers with a strong, light weight, consistent foundation on which to confidently build the floorplan to your specific design.

PRECISELY ENGINEERED FOR EACH SPECIFIC MODEL

- Mechanically and CNC applied to achieve the desired positive camber, specific to each floorplan
- CNC controlled rail fabrication eliminated inconsistency of frame components, including spring axle hanger placement
- Manual welding is minimized. Common components are robotically welded for consistent quality
- CNC and robotic welding eliminate inconsistent placement of frame component parts.
- **SABRE DOES NOT BUILD YOUR "HOUSE" ON ANOTHER HOUSE'S FOUNDATION**

FULLY PROTECTED FROM CORROSION

- Component parts are painted separately, then assembled.
- E-coated and powder coated which eliminates corrosion caused by incomplete paint coverage
- **COMPETITORS ARE UNABLE TO OFFER FULL PROTECTION FROM CORROSION**

SUPERIOR STRENGTH

- Manufactured with HSLA – High Strength Low Alloy Prime Steel with specifically controlled properties
 - HSLA eliminates frame failures due to sub-standard steel**
 - HSLA eliminates the potential for uneven main rails that cause varying camber and squareness**
- All fastened components are joined with Huck® fasteners. Huck® fasteners provide consistent clamp load
 - Huck fasteners are commonly applied the bridge construction, trucking and aerospace industries.**


SABRE RUGGED AND LOYAL PACKAGE

- UV Paint Sidewalls
 - High Performance Fiberglass
 - 2 Coats of Automotive Clear Coat
 - 2 18K AC's and 1 8K AC
- Black Rims
- Daylight and Midnight Sidewall Options
- Available on 37RVMILES and 36EST

FOREST RIVER
SABRE



IT'S NOT A WRAP



IT'S NEXT-GEN DIGITAL UV PAINT
PERFORMANCE, DURABILITY, AFFORDABILITY

2X BALLISTIC CLEARCOAT

PAINT-REPAIRABLE

NO SEAM LINES



AIONUV.COM



ONE YEAR OF FREE ROADSIDE ASSISTANCE

FROM THE DATE OF PURCHASE; NEW UNIT PURCHASES ONLY

Providing safety and convenience for Forest River owners and their families while on the road.

Forest River Roadside Assistance is provided to you FREE by Forest River Inc. for one year from the purchase of a new Forest River RV. Your complimentary first year of coverage includes the following services:

TOWING

TIRE ASSISTANCE*

MOBILE TIRE SERVICE*

JUMP STARTS

DELIVERY OF FUEL AND EMERGENCY FLUIDS*

WINCH OUT

RV MOBILE MECHANIC*

DEALER LOCATOR SERVICES

TECHNICAL SUPPORT

LOCKSMITH/LOCKOUT SERVICE*

**Customers are responsible for the cost of delivered parts, fluids, repairs, and/or labor.*

If you purchased your RV
PRIOR TO 1/1/2024, call

866-209-2895

If you purchased your RV
ON OR AFTER 1/1/2024, call

800-608-2751



Emergency Roadside Assistance is applicable when you are traveling with your RV or using your RV in a Campground/RV Park and applies for mechanically disabling events.

TOWING

Towing your RV, or the tow vehicle when towing your RV, to the nearest qualified repair facility.

TIRE ASSISTANCE

Changing flat tires using a mounted and inflated spare tire, delivering comparable tires to disablement sites, or towing vehicles to a tire facility. The cost of a delivered replacement tire, alignment, mount and dismount, and balancing is not covered. Customers are responsible for all charges related to on-site repairs, including but not limited to parts and labor costs.

MOBILE TIRE SERVICE

In the event of a tire-related breakdown, a mobile tire service company may be dispatched to mount a like tire to the customer's vehicle. Mobile Tire Service is not available in all areas. Towing to the nearest qualified repair facility will be provided if Mobile Tire Service is not available. Customer responsible for all parts and labor fees.

JUMP STARTS

Jump-starting vehicles' dead batteries or towing vehicles to qualified repair facilities.

DELIVERY OF FUEL AND EMERGENCY FLUIDS

Delivering fuel, oil, and water, as necessary, to remedy disablements. Customers are responsible for the cost of fluids.

WINCH OUT

For RVs that can be accessed from an established and maintained road, highway, thoroughfare, or street.

RV MOBILE MECHANIC

Dispatching of a mechanic to the site of mechanically-disabled vehicles. Customer is responsible for all charges related to on-site repairs, including but not limited to parts and labor costs.

DEALER LOCATOR SERVICES

Assisting customers to the closest qualified service facility when they're in unfamiliar territory.


TECHNICAL SUPPORT

Features 24/7 technical assistance from our staff of RVIA/RVDA and ASE Certified technicians, who speak directly with customers to troubleshoot operational issues. Should you need emergency roadside assistance, our vast network of providers offers a wide range of services to handle your unique RV.

LOCKSMITH/LOCKOUT SERVICE

Providing locksmith services, opening locked vehicles, and/or obtaining replacement keys. Customers are responsible for all charges related to on-site repairs, including but not limited to parts and labor costs.

For your convenience, look for
this sticker in your new unit:



SABRE



CUSTOMER SERVICE CONTACT INFORMATION



Follow prompts to Sabre

260.499.2100



Email for dealers only

sabrewarranty@forestriverinc.com

sabreparts@forestriverinc.com



Link for retail customer

<https://forestriverinc.com/rvs/contact-us/sabre>

WHY CHOOSE SABRE?



Quality

Sabre is dedicated to crafting high-quality campers designed for durability and maximum usability. Our commitment to excellence is reflected in our choice of materials and processes, such as 5/8" tongue-and-groove plywood flooring, vacuum-bonded sidewalls, and 2" sidewalls with high-density block foam insulation. These features elevate your camping experience but also minimize future maintenance costs, allowing you to focus on enjoying your adventures.



Luxury

Sabre offers customers a truly luxurious travel experience with our thoughtfully designed, feature-rich units. Enjoy high-end amenities like solid surface countertops, exquisite wooden core cabinetry, and residential-style kitchen appliances, among many other remarkable features. Every detail is crafted to elevate your journey and provide the comfort of home wherever you roam.



Affordability

With Forest River's incredible buying power, Sabre delivers luxurious features typically found in expensive brands — all at a fraction of the cost! Just imagine the adventures you could embark on and the experiences you could create with all that money saved! The possibilities are endless!



Intentionality

Sabre intentionally designs each floor plan to maximize every inch of space for ultimate usability and convenience. With a focus on efficiency, we offer a variety of smart storage solutions in every unit, including cleverly hidden storage options, ensuring you can fully utilize your space and enjoy a clutter-free experience.